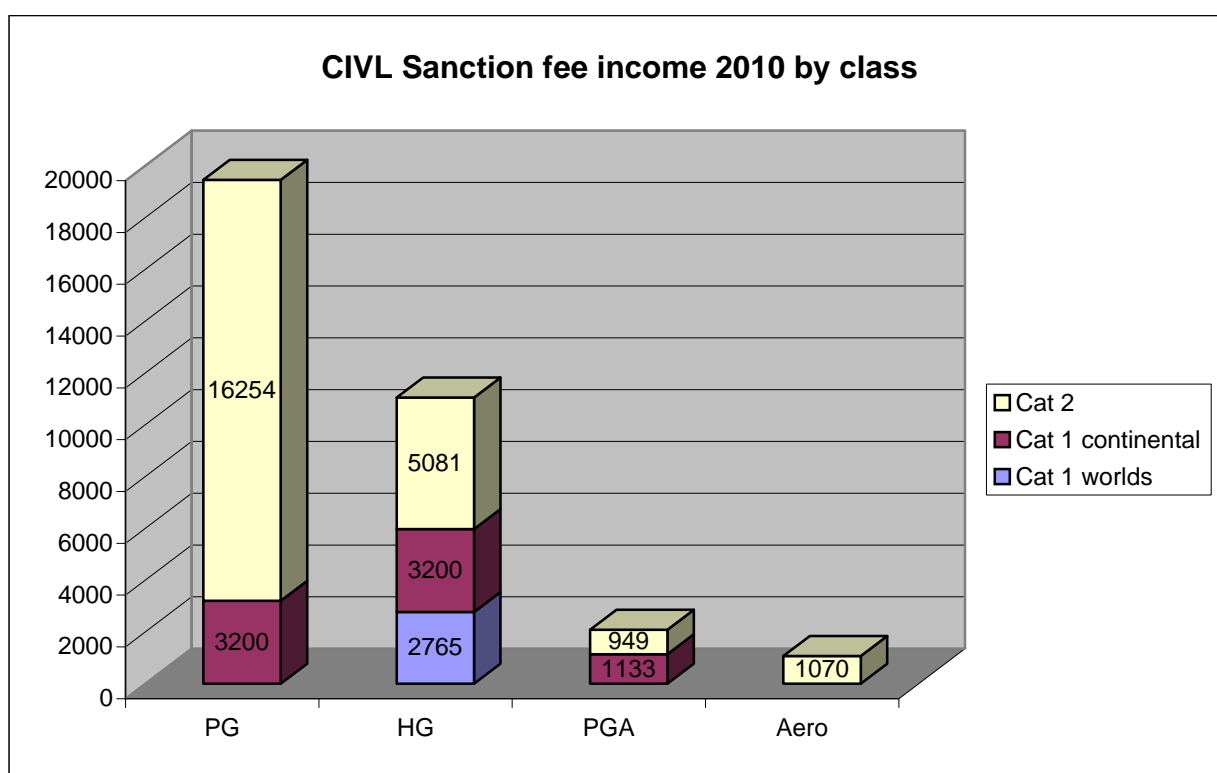


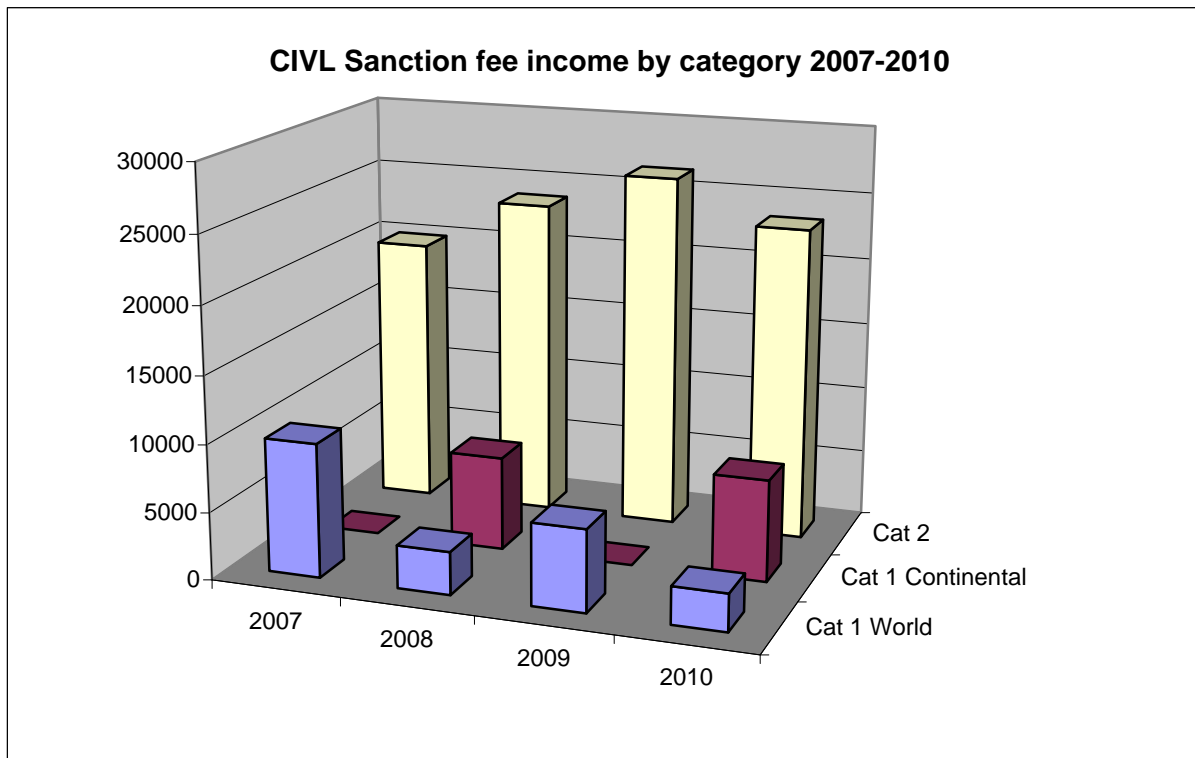
CIVL								
CIVL		2006 ACTUAL	2007 ACTUAL	2008 ACTUAL	2009 ACTUAL	2010 BUDGET	2010 Actual	2011 Budget (Provisional)
Opening Balance				119,772	141,876		146,171	
INCOME :								
1.	TOTAL INCOME	42,753	36,179	43,265	44,042	56,500	44,635	47,990
1.1	Championships income	25,596	30,119	33,163	34,470	46,500	33,702	37,740
	Sanction fees - World Championships	3,366	9,933	2,528	6,061	2,200	2,765	12,740
	Sanction fees - Continental Championships	6,400	0	7,611	0	14,800	7,533	2,000
	Sanction fees - Other categories, ranking lists	15,630	20,065	23,023	28,359	29,500	23,345	23,000
	Protest fees	200	122	0	50	0	60	
	1.2	Sales	17,157	4,865	10,192	9,572	10,000	10,933
1.2	Sales of Badges, Pins & Books	1,107	470	414	571	1000	246	250
	Sales of IPPI cards	16,050	4,395	9,778	9,001	9000	10,687	10,000
	1.3	Miscellaneous incomes	0	1,195	-90	0	0	0
1.3	Donations and Sponsorship, Misc	0	1,195	-90	0	0	0	0
	Media rights fees					0	0	0
EXPENDITURE :								
2	TOTAL EXPENSES	85,856	27,507	32,975	34,914	66,217	37,403	62,690.00
2.1	Travel and Administration	24,386	21,937	15,913	22,492	23,550	17,713	25,490
	President's travel expenses and admin.	5,697	4,879	3,739	2,500	3,000	2,490	4,000
	Other officials expenses & comp coord	3,559	15,173	10,073	17,809	14,500	10,299	13,210
	ARISF Training	15,131		1,709	729	3750	2,329	7,400
	Other costs (Steward/Jury Training)		1,884	391	1,454	2300	2,596	880
	2.2	Meetings	1,923	0	2,203	1,629	5,200	4,635
2.2	Plenary/Bureau Meetings	1,923		1,794	1,629	5200	4,635	5,000
	FAI meetings	0		377	0	0		
	Miscellaneous			31	0	0		
	2.3	Stock Purchases	13,662	4,594	7,482	2,425	7,517	5,461

	Diplomas, pins, IPPI cards, books, etc	7,687	1,107	2,593	0		0	0
	Medals (championships and others)	5,975	2,633	4,889	2,425	7517	5,461	3,000
	Miscellaneous Stock Purchases	0	0	0	0		0	0
	Computer material		853	0	0		0	0
2.4	Championships expenses	0	0	0	5,038	6,650	7,303	10,750
	Stewards Fees	0			2,850	4150	4,200	4,750
	Sprog Measure team expenses				2,188	2500	3,103	3,000
	PG technical advisor							3,000
2.5	Miscellaneous expenses	3,623	976	7,377	3,330	23,300	2,291	18,450
	Donations	0				0		
	Litigation	0				0		
	Consultancy	0				0		
	Other - Software development	3,623	976	7,377	3,330	19000	160	11,000
	Other - Officials wear					1300	1,200	1,200
	Other - WAG 2009 expenses/WG					1500	900	3,250
	Other - Safety matters					1500	31	3,000
DEPOSITS & REFUNDS:								
3.1	Deposits on future sanction fees	50,197	16,871	52,150	9,827	0	39,456	0
	Bid fees	4,465	3,200	5,105	1,920	0	5,100	0
	Deposits - Team entries	45,732	13,671	47,045	7,907	0	34,356	0
3	Deposit refunds	42,261	21,549	40,336	14,659	0	33,349	0
	TOTAL INCOME (including deposits)	92,950	53,050	95,415	53,869	56,500	84,091	47,990
	LESS TOTAL EXPENDITURE (inc refunds)	128,117	49,056	73,311	49,573	66,217	70,752	62,690
Balance		7,094	3,994	22,103	4,296	-9,717	13,339	-14,700

5 February, 2011, Koos de Keyzer

Sanction fees Cat 2 received 2010							
	PG		HG		PGA		Total
Cat 1 worlds			2,765				2,765 8%
Cat 1 continental	3,200	42%	3,200	42%	1,133	15%	7,533 22%
Cat 2	16,254	70%	5,081	22%	949	4%	23,354 69%
	19,454		11,046		2,082		33,652 100%
	58%		33%		6%		100%

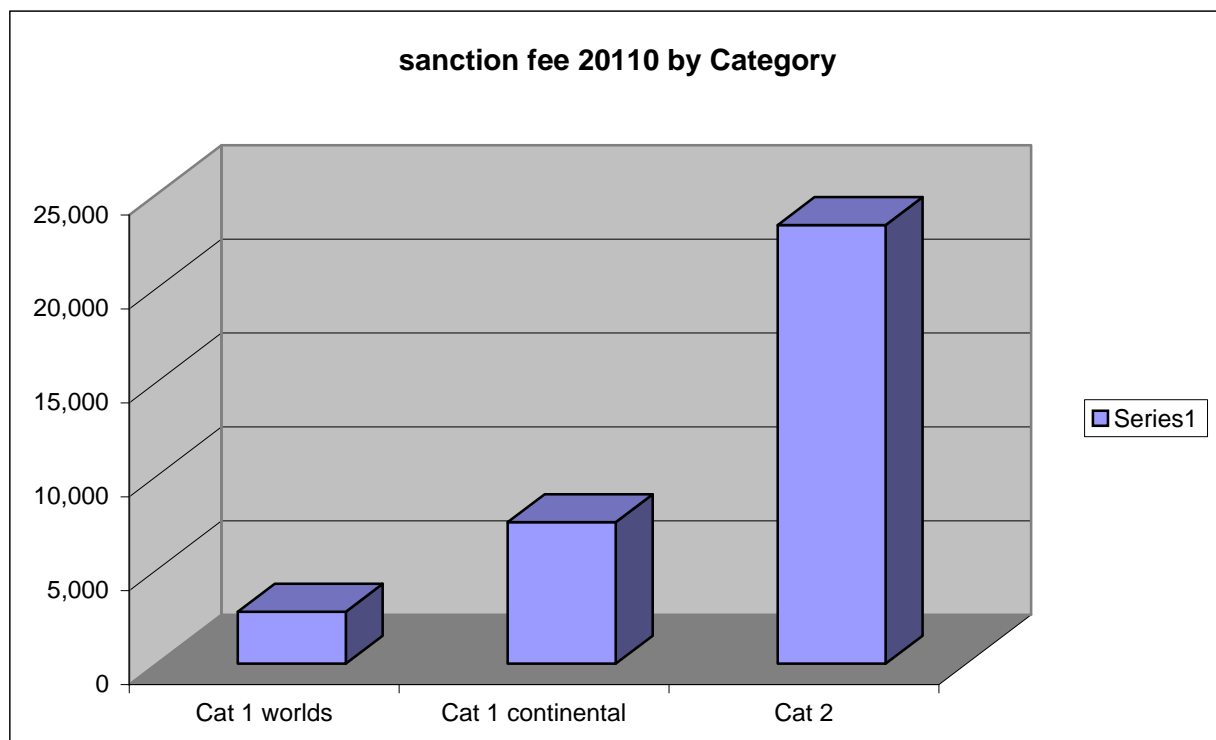




5 February, 2011, Koos de Keyzer

Sanction fees total - historic				
By Discipline:	2007	2008	2009	2010
PGA	€ 1,788	€ 1,328	€ 1,827	2,082
aero	€ 760	€ 1,391	€ 499	1070
HG	8,377	10,876	11,214	11046.00
PG	18,935	20,259	18,972	19,454
Total	29,859	33,853	32,513	33,652

Sanction fees total - historic				
By event category:	2007	2008	2009	2010
Cat 1 World	9,933	3,171	6,061	2,765
Cat 1 Continental	0	6,968	0	7,533
Cat 2	19,927	23,714	26,452	23,354
Total	29,859	33,853	32,513	33,652



CIVL Sanction fee Income by discipline 2007-2010

